

Introduction to Design and Making

Developing Your Personal Design Potential

Spring 2024





<p>Introduction</p>	<p>Design thinking is a popular buzz term in this age of Kickstarter, instant turnaround, and short time-to-market. But what is design thinking really all about? In many ways, it is a process that most of us were quite familiar with in our preschool years. Observe an opportunity. Take an action. Assess the results. Laugh at the failures. Repeat.</p> <p>But how do we get back to that pure form of design thought? In this class, we will dissect the process through an integrated format of discussion and making. Starting with the most basic of materials, we will exercise our latent creativity muscles and exorcize the constrained thinking and other obstacles engrained in us by “traditional” education. In this class, “failure” is an important concept that will be embraced and even celebrated. Science, entrepreneurship, and life itself is a process of try and try again. We must accept and learn from failure in order for “try” to become “do” and for “do” to lead to success.</p>
<p>Methods</p>	<p>Instructional time will center around team exercises in ideation, brainstorming, and creation of physical prototypes. Concepts and process in design will be presented and discussed throughout class sessions with concurrent mentored activities that illustrate the discussion material. In simple terms, we’ll talk about the important elements of design and prototype development, and, at the same time, you’ll be doing and making things that will illustrate what we’re talking about.</p> <p>A typical class session will start with a brief synthesis of the previous sessions and project work. We will then introduce the concept or expansion for the current session. We will frequently work in groups through a guided design activity that incorporates creation of physical objects. These exercises will be actively facilitated by the instructor and TA mentors and feedback will be provided throughout the class period. In many cases, the classroom activity will extend into a homework assignment that will be completed by the team prior to the next class meeting.</p> <p>Students will need to meet in teams outside of class time in order to complete assignments. For certain assignments, the teams will have access to mentors and the instructor during their team meetings.</p> <p>Our students are expected to make extensive use of the BeAM makerspace network. BeAM is the perfect environment to continue your growth as an ideator and to make connections with fellow makers. BeAM is a safe zone for skills development, self-expression, and productive failure!</p>

<p>Results</p>	<p>In brief our objectives are to:</p> <ul style="list-style-type: none"> ● Develop ideation skills and a personal brainstorming technique in the group environment ● Develop physical prototyping skills using a variety of media ● Develop and reinforce positive and productive means of actively using failure to improve your creative process. ● Develop design critiquing skills in the group environment ● Develop an open-mind approach to brainstorming ● Develop skills necessary to rapidly create physical representations of ideas. <p>On completion of this course of study, you should be able to:</p> <ul style="list-style-type: none"> ● Efficiently demonstrate a design concept through physical manifestation (e.g. drawing, paper modeling, cardboard fabrication, 3D printing, etc.) ● Clearly explain and provide examples of the basic tenets of human-centered design ● Develop and clearly explain your personal design process ● Demonstrate the ability to efficiently explain a design concept to team members in a manner that allows the team to effectively bring the idea to life ● Objectively critique personal failures and make recommendations for improvement in those areas ● Identify team member strengths and demonstrate ways to employ and empower those skills
<p>Discussion</p>	<p>Our goal in this course is to empower you to bring ideas to reality. Learning and practicing technical skills are an important component of this process. However, it is even more important for us to develop patience, persistence, and general grit if we are to successfully work through a meaningful design process from needs assessment through final product.</p>
<p>Engineering Student Outcomes</p>	<p>On completion of this course of study, you should be able to:</p> <ul style="list-style-type: none"> ● Demonstrate the ability to communicate effectively with a range of audiences. ● Demonstrate the ability to function effectively on a team whose members together provide leadership, create a collaborative and inclusive environment, establish goals, plan tasks, and meet objectives. ● Demonstrate the ability to acquire and apply new knowledge as needed, using appropriate learning strategies. ● Demonstrate constant curiosity about our changing world. ● Explore a contrarian view of accepted solutions. ● Integrate information from many sources to gain insight. ● Identify unexpected opportunities to create extraordinary value. ● Persist through and learn from failure. ● Identify personal passions and a plan for professional development. ● Fulfill commitments in a timely manner.





Class Essentials

CONTACT INFORMATION

Dr. Glenn Walters

 **Office Location:** 158 Caudill
 **Email:** walters@unc.edu
 **Office phone:** (919) 445-1213
 **Office Hours:**
Mon. 3:30 - 5pm in BeAM@Murray Hall
Fri. 2:30 - 4pm in BeAM@Murray Hall

Dr. Richard Superfine

 **Office Location:** 1113 Murray Hall
 **Email:** superfine@unc.edu
 **Office phone:** (919)843-8933
 **Office Hours:**
Tues. 2 - 3:30pm in BeAM@Murray Hall
Wed. 2 - 3:30pm in BeAM@Murray Hall

LOGISTICS

Class meeting times

Sec 01F: TTh 3:30 - 4:45
Sec 002: TTh 12:30 - 1:45

Class meeting location

Genome Science Bldg. G010

Target audience: Students in any major and any class year who are interested in design and making activities

This is also a required class in the minor in Applied Sciences and Engineering

Pre-requisites: none

Required Texts:

- Wodtke, Christina. ***Pencil Me In: The Business Drawing Book for People Who Can't Draw.*** Christina Wodtke, 2017. Available now(?) at Student Stores
- IDEO. ***The Field Guide to Human-Centered Design.*** IDEO.org, 2015. Available on the class Canvas site or at <https://www.designkit.org/resources/1.html>
- Doorley, Scott, Sarah Holcomb, Perry Klebahn, Kathryn Segovia, and Jeremy Utley. ***Design Thinking Bootleg.*** Berkeley: Hasso Plattner Institute of Design at Stanford, 2018. Available on the class Sakai site under Resources or at <https://dschool.stanford.edu/resources/design-thinking-bootleg>

Additional readings will also be assigned during the semester.

Software

- **Adobe Illustrator/Adobe Creative Cloud** – available at no cost to UNC students at <https://software.sites.unc.edu/software/adobe-creative-cloud/>
- **Tinkercad** – create your free account at <https://www.tinkercad.com/>
- **Autodesk Fusion 360** – Create a free educational account available at the [Fusion 360 students and educators page.](#)

Course Content

□ COURSE TOPICS

- Human-Centered Design Concepts and Methods
- Design Critique and Iteration
- Entrepreneurial Mindset in the Design Environment
- 2D Design Process and Considerations
- Measurement and Dimensioning
- Laser Cutter Physics and Principles
- Laser Cutter Workflow and Methods
- 3D Design Process and Considerations
- Solids Modeling Fundamentals with TinkerCad and Fusion 360
- Fundamentals of 3D Printing
- Design for 3D Printing
- Vinyl Cutter Principles and Applications
- Adhesives – Fundamentals and Applications
- Mechanical Fasteners – Fundamentals and Applications
- Fluid Fittings – Fundamentals and Applications
- Basic Electronics – Simple Circuits
- Basic Electronics – Arduino Microcontroller Environment
- Repurposing, Hacking, and Reverse Engineering

□ COURSE SCHEDULE

The current course calendar is available in Canvas

To help you succeed

□ COURSE EXPECTATIONS AND POLICIES

- This course is highly interactive and attendance at all sessions is required unless previously arranged with the instructor. Attendance is regularly recorded and is a factor in your final grade.
- In the event of an unavoidable absence (e.g. medical), a written explanation is required. I expect all students to abide by the [UNC Class Attendance Policy](#).
- During class time, do not use your phone or computer for something unrelated to class;
- You will be working closely with your classmates and should accord them all of the respect and honor that you yourself expect in return. Our goal is to overcome inhibitions to creativity so it is very important to give and receive critique in an objective and professional manner. There are no bad ideas in this class, just a whole lot

of ideas that are part of the pathway to a solution. Remember that the crazy, stupid, and impossible ideas have often been the early steppingstones to world-changing innovation.

- Due dates and times are given with each assignment.
- Late policy: 5% deduction for each day late. After 1 week, students can no longer submit an assignment and get a zero. Extensions will only be given for serious illness or other significant hardship. We drop the lowest quiz/homework grade. We do not drop project grades -- all project grades will count.
- In this class, I primarily use a system known as specifications grading which focuses more on successful completion of assignments rather than quantitative ranking of your work relative to some ideal standard. In this system, I expect you to meet the specifications provided in the rubric to receive points for the assignment. For simpler assignments, this will be all or nothing. For more detailed assignments, individual specifications will be assigned point values and points will be awarded on the basis of whether or not each specification is met.
- I also require evidence and documentation of your process which can include sketches, narrative, design files, and photographs. Demonstrated artistic and engineering skills are not primary factors in project evaluation. This does not, however, relieve the student from the obligation to produce neat, well thought-out work.

STUDENT RESOURCES

SEE, SAY, DO SOMETHING

We're happy you are here and eager to learn. Despite our best intentions to follow a plan, life may throw us a curve ball. If you or someone you know is experiencing some distress or you are concerned about the well-being of a student, please report it here: <https://deanofstudents.unc.edu/carereport>. It is important to support one another. If you see something, say, and do something.

ACCESSIBILITY RESOURCES

UNC-CH provides accommodations for any students with documented disabilities. If you have a disability and believe you require accommodations, please contact the Department of Accessibility Resources at <http://accessibility.unc.edu>. Please contact me early in the semester so we can make any necessary arrangements and discuss the learning checks.

Title IX Resources

Any student who is impacted by discrimination, harassment, interpersonal (relationship) violence, sexual violence, sexual exploitation, or stalking is encouraged to seek resources on campus or in the community. Please contact the Director of Title IX Compliance (Adrienne Allison –Adrienne.allison@unc.edu), Report and Response Coordinators in the Equal Opportunity and Compliance Office (reportandresponse@unc.edu), Counseling and Psychological Services (confidential), or the Gender Violence Services Coordinators (gvsc@unc.edu; confidential) to discuss your specific needs. Additional resources are available at safe.unc.edu.

Assignments & Evaluation

▣ YOUR COURSE GRADE — SEE CALENDAR FOR DETAILS AND DUE DATES

30%: Homework and quizzes (HW)	Written assignments and quizzes on the readings
30% Individual Projects (IP)	Structured individual fabrication assignments – technical skills development
15% Laser Cutter Group Project (LCG)	Laser cutter group project consists of a progress report, final report, and the project itself
25% Final Project (FP)	Comprehensive individual design and fabrication project, which consists of several reports and the project itself
100%: total	

▣ GRADE INTERPRETATION & HONOR CODE

<p>Your final course grade will be determined from a standard scale:</p> <p>A 94+</p> <p>A- 90.0 - 93.9</p> <p>B+ 87.0 - 89.9</p> <p>B 84.0 - 86.9</p> <p>B- 80.0 - 83.9</p> <p>C+ 77 - 79.9</p> <p>C 74 - 76.9</p> <p>C- 70 - 73.9</p> <p>D+ 67 - 69.9</p> <p>D 60 - 66.9</p> <p>F <60</p>	<p>ACADEMIC HONESTY</p> <p>There will be clear communication if assignments are individual or group. For individual assignments, while we encourage collaboration, it is a violation of the honor code if a student duplicates work or obtains solutions from another student and submits it on their own. Please reference the honor code: http://honor.unc.edu.</p> <p>This is a design class and, as such, you will be creating original designs. However, we also allow for the integration of other people’s work into your projects. It is absolutely imperative that such work be properly attributed (cited). As with research and writing, failure to cite the work of others is also a violation of the honor code and we will take action in such cases.</p>
--	---

▣ MAJOR COURSE DUE DATES

<p>Final Project</p> <p>Final Exam Period</p>	<p>Due for MakerFest - generally on last day of classes</p> <p>Attendance at your final exam period is mandatory and can not be rescheduled. Final project presentations will take place during this period. Final exam periods are scheduled as follows:</p> <p>Section 01F (Walters): Thursday May 9th 4:00 - 7:00PM</p> <p>Section 002 (Superfine): Monday May 6th 4:00 - 7:00PM</p> <p>READ THIS CAREFULLY! If you have a common hour exam for another class (e.g. ECON101 or . BUSI) scheduled during this time, it is your responsibility to <u>reschedule the common hour exam</u>; there is an official process for doing this. Do not make end-of-term travel arrangements until you have definitively established your final exam schedule. We can not and will not reschedule our final exam period. We will not offer you an alternative or make-up exam period. You are required to be at the final exam session for your APPL110 section with your final project group.</p>
---	--

□ CLASS RECORDING POLICIES

The University may record meetings of this class for educational purposes. These recordings will be shared only with students enrolled in the course for purposes of academic instruction only. Your instructor will communicate to you how you may access any available recordings.

Unauthorized student recording of classes on personal devices or on any other format is prohibited.

Students requesting the use of assistive technology as an accommodation should contact [Accessibility Resources & Service](#). Other students must obtain express permission from the department to record the class, and the University will only grant such permission in extraordinary circumstances in which the student otherwise lacks access to a recording made by the University or instructor. Students shall not copy, reproduce, or distribute any recordings of their classes, and students shall delete any recordings at the conclusion of the course.

Any violation of these prohibitions or restriction on the making, use, copying, or distribution of recording of classes shall constitute an honor code violation.

I reserve to right to make changes to the syllabus, including project due dates and test dates (excluding the officially scheduled final examination), when unforeseen circumstances occur. These changes will be announced as early as possible so that students can adjust their schedules.